



सत्यमेव जयते

PAI.gov.in

National PAI Portal

National Panchayat Advancement Index Portal
राष्ट्रीय पंचायत विकास सूचकांक पोर्टल



Facilitating the creation of a digital platform & ecosystem for
focused implementation of interventions to achieve SDG 2030 Agenda
in Rural India





Data Validation Work Flow for PAI Verification



GP Data Forwarding – Screen After Login



पंचायत विकास सूचकांक पोर्टल
Panchayat Advancement Index (PAI) Portal
Facilitating creation of a digital platform & ecosystem for
focused implementation of interventions to achieve SDG 2030 agenda in rural India



PAI Data Management System

[Home](#) [1. Offices](#) [2. Enter PAI Data](#) [3. Data Submission](#) [4. PAI Data Rejected by Higher Office](#) [5. View Data Received from different Portals](#) [6. Anomalies \(likely invalid Data Check\)](#) [Logout](#)

You are here :

Welcome to the PAI Data Management System


- Home
- Offices
 - View Field offices for data collection
 - Line Department Offices that shall verify the data
- Enter PAI Data
 - Download Field Office-wise Data Collection Format (DCF)
- Data Submission
 - View DCF to be discussed before Gram Sabha
 - View PAI Data Submitted for verification
- PAI Data Rejected by Higher Office
 - View PAI Data Rejected by Verification Office
 - View Data Submitted for PAI Calculation
- View Data Received from different Portals
 - View data Received from uDISE+ Portal
 - View data Received from eGramSwaraj Portal
 - View data Received from JJM dashboard Portal
 - View data Received from PMAY Portal
 - View data Received from NREGA Portal

GP Data Forwarding – Submit Data for verification

3. Data Submission ▾

4. PAI Data Rejected by Higher Office ▾

5. View Data Received from



3.1 View DCF to be discussed before Gram Sabha

3.2 View PAI Data Submitted for verification

GP Data Forwarding – Submit Data for verification

3. Data Submission ▾ 4. PDI Data Rejected by Higher Office ▾ 5. View Data Received from Higher Office ▾

3.1 Submit PAI Data to higher Office for verification

3.2 View PAI Data Submitted for verification

Submit PAI Data to higher Office for verification

Note :- Please Submit the data only after approval of Gram Sabha

DCF NOT available for Forwarding (Either already forwarded or DCF not registered)

System shall not check for completeness of DCF


GP Data Forwarding – Submit Data for verification

Submit PAI Data to higher Office for verification

Note :- Please Submit the data only after approval of Gram Sabha

Copy Excel Print Column visibility

Search:

Department	Field Office	Data Verification Office	Status	Data Points	Registered By	Send Data Point to Verification Officer
Agriculture & Farmer Welfare	Agriculture Officer കൃഷി ഓഫീസർ	അസിസ്റ്റന്റ് ഡയറക്ടർ കൃഷി ഓഫീസർ	Pending with GP	8	Punnapra (North)	 Click here to Send Data Point to Verification Officer

Showing 1 to 1 of 1 entries



GP Data Forwarding – Submit Data for verification

View Data Received from Field Office - Agriculture Officer

#	Question Code	Question	Answer
1	329	Total number of registered children (3-6 years) under ICDS [N/I-69 /DP-329] आईसीडीएस के तहत पंजीकृत बच्चों की कुल संख्या (3-6 वर्ष)।	0
2	583	Number of Male enrolled in Primary [D/I-92 /DP-583] प्राथमिक में नामांकित पुरुषों की संख्या	0
3	669	Total number of Water Bodies & Tanks [D/I-172 /DP-669] जल निकायों की कुल संख्या	0
4	408	Number of Anganwadis have RAMPS for Physically challenged children/persons [N/I-241 /DP-408] क्या आंगनवाड़ी में शारीरिक रूप से विकलांग बच्चों/व्यक्तियों के लिए RAMPS हैं	0
5	452	Whether the GP is arranged for support for Victims of unforeseen circumstances [N/I-419 /DP-452] क्या जीपी में अप्रत्याशित परिस्थितियों के पीड़ितों के लिए सहायता की व्यवस्था की गई है	No
6	22	Closing of Accounts in eGramSwaraj- Annual [N/I-478 /DP-22] eGramSwaraj में खाते बंद करनासी। वार्षिक	No
7	330	Total number of registered girl children (0-3 years) under ICDS [N/I-547 /DP-330] आईसीडीएस के तहत पंजीकृत बालिकाओं (0-3 वर्ष) की कुल संख्या	0
8	637	Total Number of girl Children aged 3-6 years [D/I-560 /DP-637] 3-6 वर्ष की आयु की बालिकाओं की कुल संख्या	0

Enter the PDI Question Code shown in column [2] which needs to be corrected.

This field is required.

DCF for Agriculture from Punnapra (North) [220970]

Send PDI data for Verification

GP Data Forwarding – View Submitted Data for verification

You are here : PAI Data Rejected

3.1 View DCF to be discussed before Gram Sabha

3.2 View PAI Data Submitted for verification

View Data Submitted for PAI Calculation

Copy

Excel

Print

Column visibility

Search:

Department	DCF Id	Field Office	Data Verification Office	Data Points	Status	
Department of Revenue	2949987	Halka Patwari हल्का पटवारी	तहसील कार्यालय [996] तहसील कार्यालय	4	Final PAI Data available with MoPR	Actions
Department of Public Health Engineering	2274773	Sub Engineer PHE सब इंजीनियर पीएचई	कार्यालय अनुविभागीय अधिकारी लोक स्वास्थ्य यांत्रिकी [1003] कार्यालय अनुविभागीय अधिकारी लोक स्वास्थ्य यांत्रिकी	18	Final PAI Data available with MoPR	Actions
Agriculture & Farmers' Empowerment Department	2949140	Rural Agriculture Extension Officers RAEO	वरिष्ठ कृषि विकास अधिकारी [995] वरिष्ठ कृषि विकास अधिकारी	9	Final PAI Data available with MoPR	Actions

GP Data Forwarding – View Submitted Data for verification

PAI Data Management System

1. Offices ▾ 2. Enter PAI Data ▾ 3. Data Submission ▾ 4. PAI Data Rejected by Higher Office ▾ 5. View Data Received from different Portals ▾ 6. Anomalies (likely inValid Data Check) ▾ Logout

You are here : Data Submission > View PAI Data Submitted for verification

View Data Submitted for PAI Calculation

Department	DCF Id	Field Office	Data Verification Office	Data Points	Status	
Department of Revenue	2949987	Halka Patwari हल्का पटवारी	तहसील कार्यालय [996] तहसील कार्यालय	4	Final PAI Data available with MoPR	Actions ▾
Department of Public Health Engineering	2274773	Sub Engineer PHE सब इंजीनियर पीएचई	कार्यालय अनुविभागीय अधिकारी लोक स्वास्थ्य यांत्रिकी [1003] कार्यालय अनुविभागीय अधिकारी लोक स्वास्थ्य यांत्रिकी	18	Final PAI Data available with MoPR	View All Data Points Track Status
Agriculture & Farmers' Empowerment Department	2949140	Rural Agriculture Extension Officers	वरिष्ठ कृषि विकास अधिकारी [995] वरिष्ठ कृषि विकास अधिकारी	9	Final PAI Data available with MoPR	Actions ▾

GP Data Forwarding – Track Verification Status

Track Gram Panchayat / Equivalent PAI Data Verification Status			
Copy	Excel	Print	Column visibility
			Search: <input type="text"/>
Processed on	Processed by	Status	
05/Apr/2024 03:56:04 PM	Panchayat Secretary : Santos Sharma	Processed by Panchayat Secretary & Pending with Line Dept Nodal Officer for verification	
31/May/2024 02:49:40 PM	Line Deptt. Nodel Officer : Yachna Dikshit	Processed by Line Department Nodal Officer & Pending with Block PAI Nodal Officer 1	
31/May/2024 05:52:17 PM	Block PAI Nodel Officer : Priyanka Taigor	Processed by Block PDI Nodal Officer & Pending with District PDI Nodal Officer	
01/Jun/2024 04:10:28 PM	District PAI Nodel Officer : Shri Vijay Sharma	Processed by District PAI Nodal Officer & Pending with State PAI Nodal Officer	
06/Jun/2024 02:48:36 PM	State PAI Nodel Officer : Manoj Pushp	Processed by State PAI Nodal Officer (Without Viewing) & Final PAI Data available with MoPR	

Showing 1 to 5 of 5 entries

Line Department Data Verification received from GP

PAI Data Verification Management System

[View Processed Data](#) 2. Anomalies (likely inValid Data Check) ▾

[Logout](#)

You are here :



User Name : PDI-BNO-1982 [100000004]

Name : ADKHDKDJ KJDDJ

Mobile No. :

Email :

Department : Block Agriculture Office [242]

State/ UT : Kerala [32]

District LGD: ALAPPUZHA [554]

Block LGD : AMBALAPPUZHA [5949]

Welcome to the PAI Data Management System

- Home
- View Processed Data
- Anomalies (likely inValid Data Check)
 - Likely Invalid data entered by GP
 - Likely Invalid Indicatore Score
- Logout

Line Department Data Verification – Select GP



View PAI Data Pending for Verification

View Gram Panchayat / Equivalent PAI Data Pending for Verification

Gram Panchayat / Equivalent :

- Select All Panchayat -

Search

- Select All Panchayat -

Ambalappuzha (North) [220968]

Ambalappuzha(South) [220969]

Punnapra (North) [220970]

Punnapra(South) [220971]

Purakkad [220972]

Line Department Data Verification – View Data for Verification

View Gram Panchayat / Equivalent PAI Data Pending for Verification

Gram Panchayat / Equivalent :

[Search](#)

[Copy](#)

[Excel](#)

[Print](#)

[Column visibility](#)

Search:

Pending Since	Panchayat	LGD Code	Data Source (Field Office)	Sender Remarks	No. of Data Points	
15/Nov/2023	Punnapra (North)	220970	Gp Level Agriculture Office	send for verification	46	Actions

Showing 1 to 1 of 1 entries

[View & Verify Data](#)
[Track Status](#)

Line Department Data Verification – Approve and Forward

#	Question Code	Question	Answer
1	517	Total Households कुल परिवार	9007
2	704	Number of households in the poor category as per the updated NFSA-Antyodaya Anna Yojana(AAY)category Number of households in poor category as per updated NFSA	0
3	272	Number of active Workers under MGNREGS under reference year मनरेगा में अद्वितीय सक्रिय व्यक्तियों की संख्या	2747
4	203	Number of households benefited under MGNREGS मनरेगा के तहत लाभान्वित परिवारों की संख्या	2559
5	609	Total GP population of 21-45 years 21-45 वर्ष की कुल जीपी जनसंख्या	0
6	621	Total number of births जन्मों की कुल संख्या	0

ACTION

Data is correct, I Approve & Forward PAI Data

- Select Action -

Data is correct, I Approve & Forward PDI Data

Data is incorrect, I Reject it & Send back for correction

ACTION

Data is correct, I Approve & Forward PAI Data

Data is correct, I Approve & Forward Data to higher level

Line Department Data Verification – Reject and send back for correction

#	Question Code	Question	Answer
1	238	Number of persons covered under Social Security Pension Scheme (SSPS) सामाजिक सुरक्षा पेंशन योजना (एसएसपीएस) के अंतर्गत कवर किए गए व्यक्तियों की संख्या	0
2	207	Number of households having Priority Household (PHH) & Antyodaya Anna Yojana(AAY) Ration Cards एएवाई और पीएचएच राशन कार्ड वाले परिवारों की संख्या	0
3	19	Total wasted children under 5 Year 5 वर्ष से कम उम्र के बच्चे जो कमज़ोर हैं	0
4	267	Number of trafficked/missing girl children reported तस्करी/लापता बच्चियों की संख्या	0
5	249	Number of public buildings having toilets separately for men and women पुरुषों और महिलाओं के लिए अलग-अलग शौचालय वाले सार्वजनिक भवनों की संख्या	0
6	237	Number of Persons covered by Community toilets सामुदायिक शौचालयों से आच्छादित व्यक्तियों की संख्या	0
7	248	Number of public buildings and markets having at least one separate toilet for men and Women पुरुषों और महिलाओं के लिए कम से कम एक अलग शौचालय वाले सार्वजनिक भवनों और बाजारों की संख्या	0

Action*

Data is incorrect, I Reject it & Send back for correction

Enter the PDI Question Code shown in column [2] which needs to be corrected by GP*

Please Correct 238

Data is incorrect, I Reject it & Send back for correction

Line Department Data Verification – Status after Rejection

View Gram Panchayat / Equivalent Processed Data

Gram Panchayat / Equivalent :

Search:

Processed on	Panchayat	LGD Code	Data Source (Field Office)	Remarks	No. of Data Points	
29/Nov/2023	Punnapra (North)	220970	Panchayat Office	Please Correct 238	28	<input type="button" value="Actions"/>

Line Department Data Verification – Data Corrected & received for Verification

View Gram Panchayat / Equivalent PAI Data Pending for Verification

Gram Panchayat / Equivalent :

- Select All Panchayat -

Search

Copy

Excel

Print

Column visibility ▾

Search:

Pending Since	Panchayat	LGD Code	Data Source (Field Office)	Sender Remarks	No. of Data Points	
29/Nov/2023	Punnapra (North)	220970	Panchayat Office	Question Code 238 correct	28	Actions ▾

Showing 1 to 1 of 1 entries

Actions ▾

View & Verify Data

Track Status

Line Department Data Verification – Approve Corrected Data

#	Question Code	Question	Answer
1	238	Number of persons covered under Social Security Pension Scheme (SSPS) सामाजिक सुरक्षा पेंशन योजना (एसएसपीएस) के अंतर्गत कवर किए गए व्यक्तियों की संख्या	13456
2	207	Number of households having Priority Household (PHH) & Antyodaya Anna Yojana(AAY) Ration Cards एएवाई और पीएचएच राशन कार्ड वाले परिवारों की संख्या	0
3	19	Total wasted children under 5 Year 5 वर्ष से कम उम्र के बच्चे जो कमज़ोर हैं	0
4	267	Number of trafficked/missing girl children reported तस्करी/लापता बच्चियों की संख्या	0
5	249	Number of public buildings having toilets separately for men and women पुरुषों और महिलाओं के लिए अलग-अलग शौचालय वाले सार्वजनिक भवनों की संख्या	0
6	237	Number of Persons covered by Community toilets सामुदायिक शौचालयों से आच्छादित व्यक्तियों की संख्या	0
7	248	Number of public buildings and markets having at least one separate toilet for men and Women पुरुषों और महिलाओं के लिए कम से कम एक अलग शौचालय वाले सार्वजनिक भवनों और बाजारों की संख्या	0
8	215	Number of Households using waste water as grey अपशिष्ट जल का उपयोग ग्रे के रूप में करने वाले परिवारों की संख्या	0
9	659	Total Number of pump sets पंप सेटों की कुल संख्या	0
10	222	Number of lighting systems including street lights using LED एलईडी का उपयोग कर स्ट्रीट लाइट सहित प्रकाश प्रणालियों की संख्या	0

Action*

Data is correct, I Approve & Forward PAI Data

Data is correct, I Approve & Forward Data to higher level

Block Admin Data Verification

User Name : PR-AMBALAPPUZHA-B3-BADMIN [930636]

Mobile No. : 8814808020

Email : abc@gmail.com

State/ UT : Kerala [32]

District Panchayat/ Equivalent: Alappuzha [509]

District LGD: ALAPPUZHA [554]

Block Panchayat/ Equivalent : Ambalappuzha [6260]

Block LGD : AMBALAPPUZHA [5949]

The screenshot shows a web browser window with the URL PR-MEHARMA-B1-BADMIN/. The page features a header with the Government of India emblem and a navigation menu. The main content area displays a grid of seven dashboard tiles:

- Home**: Represented by a house icon.
- Pick Development Block**: Represented by a folder icon with a checkmark.
- State PAI Nodal Officer - Configure PAI Portal as per your State**: Represented by an icon of a person at a computer.
- Block Level Nodal Officer Management System**: Represented by an icon of a person with a tree structure.
- Gram Panchayat Data Management/ Verification System**: Represented by an icon of a server rack.
- Monitoring & Tracking Dashboard (Data Submission & Verification)**: Represented by an icon of a computer monitor with a bar chart.
- Dashboard (PAI Score)**: Represented by an icon of a bar chart.
- Instructions**: Represented by an icon of an open book.

Block Admin Data Verification – Select GP

You are here :

Welcome to the PAI Data Management System

- Home
- View PDI Data Pending for Verification
- View Processed Data
- Update Selected Data Points of National Portals
- Anomalies (likely inValid Data Check)
 - View Likely Invalid data entered by GP
- Logout

View Gram Panchayat / Equivalent PDI Data Pending for Verification

Gram Panchayat / Equivalent :

- Select All Panchayat -

Search

- Select All Panchayat -

Ambalappuzha (North) [220968]

Ambalappuzha(South) [220969]

Punnapra (North) [220970]

Punnapra(South) [220971]

Purakkad [220972]

Block Admin Data Verification – View Data for Verification

View Gram Panchayat / Equivalent PAI Data Pending for Verification

Gram Panchayat / Equivalent :

Search:

Pending Since	Panchayat	LGD Code	Data Source (Field Office)	Sender Remarks	No. of Data Points	
24/Nov/2023	Punnapra (North)	220970	School		92	<input type="button" value="Actions"/>
25/Nov/2023	Punnapra(South)	220971	Fair Price Shop		77	<input type="button" value="Actions"/>
29/Nov/2023	Punnapra (North)	220970	Gp Level Health Office		51	<input type="button" value="Actions"/>

Showing 1 to 3 of 3 entries

Block Admin Data Verification – Approve and Forward

#	Question Code	Question	Answer
1	517	Total Households कुल परिवार	9007
2	704	Number of households in the poor category as per the updated NFSA-Antyodaya Anna Yojana(AAY)category Number of households in poor category as per updated NFSA	0
3	272	Number of active Workers under MGNREGS under reference year मनरेगा में अद्वितीय सक्रिय व्यक्तियों की संख्या	2747
4	203	Number of households benefited under MGNREGS मनरेगा के तहत लाभान्वित परिवारों की संख्या	2559
5	609	Total GP population of 21-45 years 21-45 वर्ष की कुल जीपी जनसंख्या	0
6	621	Total number of births जन्मों की कुल संख्या	0

Data is correct, I Approve & Forward PAI Data

- Select Action -

Data is correct, I Approve & Forward PDI Data

Data is incorrect, I Reject it & Send back for correction

Data is correct, I Approve & Forward PAI Data

Data is correct, I Approve & Forward Data to higher level

Block Admin Data Verification – Reject and send back for correction

#	Question Code	Question	Answer
1	238	Number of persons covered under Social Security Pension Scheme (SSPS) सामाजिक सुरक्षा पेंशन योजना (एसएसपीएस) के अंतर्गत कवर किए गए व्यक्तियों की संख्या	13456
2	207	Number of households having Priority Household (PHH) & Antyodaya Anna Yojana(AAY) Ration Cards एएवाई और पीएचएच राशन कार्ड वाले परिवारों की संख्या	0
3	19	Total wasted children under 5 Year 5 वर्ष से कम उम्र के बच्चे जो कमज़ोर हैं	0
4	267	Number of trafficked/missing girl children reported तस्करी/लापता बच्चियों की संख्या	0
5	249	Number of public buildings having toilets separately for men and women पुरुषों और महिलाओं के लिए अलग-अलग शौचालय वाले सार्वजनिक भवनों की संख्या	0
6	237	Number of Persons covered by Community toilets सामुदायिक शौचालयों से आच्छादित व्यक्तियों की संख्या	0
7	248	Number of public buildings and markets having at least one separate toilet for men and Women पुरुषों और महिलाओं के लिए कम से कम एक अलग शौचालय वाले सार्वजनिक भवनों और बाजारों की संख्या	0
8	215	Number of Households using waste water as grey अपशिष्ट जल का उपयोग ग्रे के रूप में करने वाले परिवारों की संख्या	0
9	659	Total Number of pump sets पंप सेटों की कुल संख्या	0

Action*

Data is incorrect, I Reject it & Send back for correction

Enter the PDI Question Code shown in column [2] which needs to be corrected by GP*

Please correct question number 207

Data is incorrect, I Reject it & Send back for correction

Block Admin Data Verification – Status after Rejection

View Gram Panchayat / Equivalent Processed Data

Gram Panchayat / Equivalent :

Search:

Processed on	Panchayat	LGD Code	Data Source (Field Office)	Remarks	No. of Data Points	
29/Nov/2023	Punnapra (North)	220970	Panchayat Office	Please correct question number 207	28	<input type="button" value="Actions"/>

Block Admin Data Verification – Anomalies(Likely invalid check)

You are here :

4.1 View Likely Invalid data entered by GP

Welcome to the PAI Data Management System

- Home
- View PAI Data Pending for Verification
- View Processed Data
- Update Selected Data Points of National Portals
- Anomalies (likely inValid Data Check)
 - View Likely Invalid data entered by GP
- Logout

You are here : Anomalies (likely inValid Data Check) > View Likely Invalid data entered by GP

View Likely Invalid data entered by GP

State/UT:*

Uttarakhand [5, T-3]

District :*

Haridwar [50]

Block :*

Khanpur [387]

Panchayat / Equivalent :*

Gidda Wali [245207]

Search

Block Admin Data Verification – Anomalies(Likely invalid check)

[View PDI Data Pending for Verification](#)[View Processed Data](#)[Update Selected Data Points of National Portals](#)[4. Anomalies \(likely inValid Data Check\) ▾](#)[Logout](#)

You are here : Anomalies (likely inValid Data Check) > View Likely Invalid data entered by GP

View Likely Invalid data entered by GP

State/UT:*

Uttarakhand [5, T-3]

District :*

Haridwar [50]

Block :*

Khanpur [387]

Panchayat / Equivalent :*

Gordhanpur [23406]

Data Point 1	Data Point 1 Value	Data Point 2	Data Point 2 Value
Total irrigated land [610]	307.625	Total area of GP [528]	217
Net Sown Area in previous Year [571]	307.695	Net Sown area in Current year [570]	308
Number of schools, Anganwadis and public institutions with water supply [257]	17	Total number of schools, Anganwadis and public institutions [661]	16
Number of markets having toilets separately for men and women [224]	1	Number of markets in GP [585]	0
Number of Children Aged 3-6 years receiving Pre School education or early childhood care in AWC [157]	71	Total number of eligible children (3-6 years) under ICDS [520]	67
Total number of eligible children (0-3 years) under ICDS [524]	129	Total number of registered children under ICDS [327]	357

Block Admin Data Verification – Update Selected Data points of National Portals

[View PDI Data Pending for Verification](#)[View Processed Data](#)[Update Selected Data Points of National Portals](#)[4. Anomalies \(likely inValid Data Check\) ▾](#)[Logout](#)

You are here :

Welcome to the PAI Data Management System

- Home
- View **PAI** Data Pending for Verification
- View Processed Data
- Update Selected Data Points of National Portals
- Anomalies (likely inValid Data Check)
 - View Likely Invalid data entered by GP
- Logout

Update Selected Data Points of National Portals

(Mission Antyodaya, eGramSwaraj & National Social Assistance Programme)

Gram Panchayat:*

Block Admin Data Verification – Update Selected Data points of National Portals

59) Income from own source revenue in the previous year [Question Code - 568] (Rs) ग्राम पंचायत को पिछले वर्ष में स्वयं के स्रोत / राजस्व से आय ? (Rs) Information Source - पंचायत (वर्ष २०२२-२३)	<input type="text" value="0"/>
60) Income from own source revenue in the current year [Question Code - 117] (Rs) पंचायत की चालू वर्ष में स्वयं के स्रोत या राजस्व से आय ? (Rs) Information Source - पंचायत (वर्ष २०२२-२३)	<input type="text" value="0"/>
61) Total pregnant women and lactating mothers [Question Code - 536] ग्राम पंचायत में कुल गर्भवती एवं स्तनपान कराने वाली माताएं ? Information Source - आंगनवाड़ी(०१ अप्रैल २०२२ से ३१ मार्च २०२३ तक की सूचना)	<input type="text" value="48"/>
62) Total number of women beneficiaries receiving social protection benefits under PMMVY during the reference year [Question Code - 333] ग्राम पंचायत में संदर्भ वर्ष के दौरान प्रधानमंत्री मातृत्व वंदना योजना (पीएमएमवीवाई) के तहत सामाजिक सुरक्षा लाभ प्राप्त करने वाली महिला लाभार्थियों की कुल संख्या ? Information Source - आंगनवाड़ी (वर्ष २०२२-२३)	<input type="text" value="24"/>
63) Number of Women Participated in Gram Sabha [Question Code - 288] ग्राम सभा में भाग लेने वाली महिलाओं की संख्या ? Information Source - पंचायत (वर्ष २०२२-२३)	<input type="text" value="19"/>
64) Number of Women Covered under all Social Protection Schemes [Question Code - 280] सभी सामाजिक सुरक्षा योजनाओं के अंतर्गत लाभान्वित / कवर की गई महिलाओं की संख्या ? Information Source - पंचायत (वर्ष २०२२-२३)	<input type="text" value="21"/>

Update Data

District Admin - Data Verification

User Name : PR-ALAPPUZHA1-DADMIN [930499]

Mobile No. : 8795755261

Email : tets2@gmail.com

State/ UT : Kerala [32]

District Panchayat/ Equivalent: Alappuzha [509]

District LGD: ALAPPUZHA [554]

Please select the System as per your role



Home



State PAI Nodal Officer - Configure PAI Portal
as per your State



Gram Panchayat Data Management/
Verification System



Monitoring & Tracking Dashboard (Data
Submission & Verification)



Dashboard (PAI Score)



Instructions

District Admin - Data Verification



[View PDI Data Pending for Verification](#)

[View Processed Data](#)

Welcome to the PAI Data Management System

- Home
- View **PAI** Data Pending for Verification
- View Processed Data
- Logout

District Admin Data Verification – Select GP and Field office

View Gram Panchayat / Equivalent PAI Data Pending for Verification

Block :

Ambalappuzha [5949]

Panchayat / Equivalent :

Punnapra (North) [220970]

Field Office :

- Select Field Office -

Search

Copy

Excel

Print

Column visibility

Search:

Pending Since	Panchayat	LGD Code	Data Source (Field Office)	Sender Remarks	No. of Data Points	
29/Nov/2023	Punnapra (North)	220970	Gp Level Health Office		51	Actions

Showing 1 to 1 of 1 entries

View & Verify Data
Track Status

District Admin Data Verification – Verify data and Forward

#	Question Code	Question	Answer
1	517	Total Households कुल परिवार	9007
2	704	Number of households in the poor category as per the updated NFSA-Antyodaya Anna Yojana(AAY)category Number of households in poor category as per updated NFSA	0
3	272	Number of active Workers under MGNREGS under reference year मनरेगा में अद्वितीय सक्रिय व्यक्तियों की संख्या	2747
4	203	Number of households benefited under MGNREGS मनरेगा के तहत लाभान्वित परिवारों की संख्या	2559
5	609	Total GP population of 21-45 years 21-45 वर्ष की कुल जीपी जनसंख्या	0
6	621	Total number of births जन्मों की कुल संख्या	0

ACTION

Data is correct, I Approve & Forward PAI Data

- Select Action -

Data is correct, I Approve & Forward PDI Data

Data is incorrect, I Reject it & Send back for correction

ACTION

Data is correct, I Approve & Forward PAI Data

Data is correct, I Approve & Forward Data to higher level

District Admin Data Verification - Reject and send back for correction

#	Question Code	Question	Answer
1	238	Number of persons covered under Social Security Pension Scheme (SSPS) सामाजिक सुरक्षा पेंशन योजना (एसएसपीएस) के अंतर्गत कवर किए गए व्यक्तियों की संख्या	13456
2	207	Number of households having Priority Household (PHH) & Antyodaya Anna Yojana(AAY) Ration Cards एएवाई और पीएचएच राशन कार्ड वाले परिवारों की संख्या	336
3	19	Total wasted children under 5 Year 5 वर्ष से कम उम्र के बच्चे जो कमज़ोर हैं	0
4	267	Number of trafficked/missing girl children reported तस्करी/लापता बच्चियों की संख्या	0
5	249	Number of public buildings having toilets separately for men and women पुरुषों और महिलाओं के लिए अलग-अलग शौचालय वाले सार्वजनिक भवनों की संख्या	0
6	237	Number of Persons covered by Community toilets सामुदायिक शौचालयों से आच्छादित व्यक्तियों की संख्या	0
7	248	Number of public buildings and markets having at least one separate toilet for men and Women पुरुषों और महिलाओं के लिए कम से कम एक अलग शौचालय वाले सार्वजनिक भवनों और बाजारों की संख्या	0
8	215	Number of Households using waste water as grey अपशिष्ट जल का उपयोग ग्रे के रूप में करने वाले परिवारों की संख्या	0

Action*

Data is incorrect, I Reject it & Send back for correction

Enter the PDI Question Code shown in column [2] which needs to be corrected by GP*

Please Correct question number 19

Data is incorrect, I Reject it & Send back for correction

District Admin Data Verification – Status after Rejection

View Gram Panchayat / Equivalent Processed Data

Block : Panchayat / Equivalent : Field Office :

Copy Excel Print Column visibility Search:

Processed on	Panchayat	LGD Code	Data Source (Field Office)	Remarks	No. of Data Points	
29/Nov/2023	Punnapra (North)	220970	Panchayat Office	Please Correct question number 19	28	<input type="button" value="Actions"/>

District Admin - Data Verification

#	Question Code	Question	Answer
1	517	Total Households कुल परिवार	9007
2	704	Number of households in the poor category as per the updated NFSA-Antyodaya Anna Yojana(AAY)category Number of households in poor category as per updated NFSA	0
3	272	Number of active Workers under MGNREGS under reference year मनरेगा में अद्वितीय सक्रिय व्यक्तियों की संख्या	2747
4	203	Number of households benefited under MGNREGS मनरेगा के तहत लाभान्वित परिवारों की संख्या	2559
5	609	Total GP population of 21-45 years 21-45 वर्ष की कुल जीपी जनसंख्या	0
6	621	Total number of births जन्मों की कुल संख्या	0
7	328	Total number of registered children (0-3 years) under ICDS आईसीडीएस के तहत पंजीकृत बच्चों की कुल संख्या (0-3 वर्ष)।	0
8	622	Total number of Children 5-14 years) 5-14 वर्ष के बच्चों की कुल संख्या)	986
9	31	Drop-out rate (Primary) ड्रॉप-आउट दर (प्राथमिक)	0

Action*

Data is correct, I Approve & Forward PAI Data







Data is correct, I Approve & Forward Data to higher level

District Admin - Data Verification

Logout

Welcome to National PDI Portal

Please select the System as per your role

 Home	 State PDI Nodal Officer - Configure PDI Portal as per your State	 Gram Panchayat Data Management/ Verification System
 Monitoring & Tracking Dashboard	 PDI Data	 Instructions

PDI Data Verification Management System

[Home](#) [View PDI Data Pending for Verification](#) [View PDI Data Pending for Verification \(Without Viewing\)](#) [View Processed Data](#) [4. Anomalies \(likely inValid Data Check\) ▾](#) [Logout](#)

You are here :

Welcome to the PAI Data Management System

- Home
- View PDI Data Pending for Verification
- View PDI Data Pending for Verification (Without Viewing)
- View Processed Data
- Anomalies (likely inValid Data Check)
 - View Likely Invalid data entered by GP
- Logout

District Admin - Data Verification (Multiple DCF)

View Gram Panchayat / Equivalent PDI Data Pending for Verification (Without Viewing)

Development Block : Data Verification Office : *

Select All DCF	Pending Since	DCF Id	Panchayat	GP LGD Code	Data Source (Field Office)	Status	
<input checked="" type="checkbox"/> Select DCF	16/Mar/2024	1139911	Bodenaik Thanda	296568	Anganwadi Centres	Pending with District PDI Nodal Officer	<input type="button" value="Actions"/>
<input checked="" type="checkbox"/> Select DCF	16/Mar/2024	985445	Chinna Dornala	235057	Anganwadi Centres	Pending with District PDI Nodal Officer	<input type="button" value="Actions"/>
<input checked="" type="checkbox"/> Select DCF	16/Mar/2024	945402	Chinna Gudipadu	235058	Anganwadi Centres	Pending with District PDI Nodal Officer	<input type="button" value="Actions"/>
<input checked="" type="checkbox"/> Select DCF	16/Mar/2024	1144080	Chinthala	289611	Anganwadi Centres	Pending with District PDI Nodal Officer	<input type="button" value="Actions"/>
<input checked="" type="checkbox"/> Select DCF	16/Mar/2024	1132498	Dornala	235050	Anganwadi Centres	Pending with District PDI Nodal Officer	<input type="button" value="Actions"/>
<input type="checkbox"/> Select DCF	16/Mar/2024	964003	Gantavanipalli	245711	Anganwadi Centres	Pending with District PDI Nodal Officer	<input type="button" value="Actions"/>
<input type="checkbox"/> Select DCF	16/Mar/2024	838435	Jammidornala	235051	Anganwadi Centres	Pending with District PDI Nodal Officer	<input type="button" value="Actions"/>
<input type="checkbox"/> Select DCF	16/Mar/2024	1429043	Katakanipalli	235056	Anganwadi Centres	Pending with District PDI Nodal Officer	<input type="button" value="Actions"/>
<input type="checkbox"/> Select DCF	16/Mar/2024	800824	Korraprolu	289612	Anganwadi Centres	Pending with District PDI Nodal Officer	<input type="button" value="Actions"/>
<input type="checkbox"/> Select DCF	16/Mar/2024	1276287	Nallaguntla	235055	Anganwadi Centres	Pending with District PDI Nodal	<input type="button" value="Actions"/>

Showing 1 to 75 of 75 entries

Data is correct, I Approve & Forward Data to State PDI Nodal Officer (Without Viewing)

District Admin - Anomalies(Likely invalid check)

PAI Data Verification Management System

View PDI Data Pending for Verification View PDI Data Pending for Verification (Without Viewing) View Processed Data 4. Anomalies (likely inValid Data Check) Logout

You are here : 4.1 View Likely Invalid data entered by GP

Welcome to the PAI Data Management System

- Home
- View PDI Data Pending for Verification
- View PDI Data Pending for Verification (Without Viewing)

PAI Data Verification Management System

PAI Data Verification Management System

View PDI Data Pending for Verification View PDI Data Pending for Verification (Without Viewing) View Processed Data 4. Anomalies (likely inValid Data Check) Logout

You are here : Anomalies (likely inValid Data Check) > View Likely Invalid data entered by GP

View Likely Invalid data entered by GP

State/UT:* Andhra Pradesh [28] District :* Prakasam [517] Block :* Kotha Patnam [5478] Panchayat / Equivalent :* Gadepalem [234734]

Search

District Admin - Anomalies(Likely invalid check)

[View PDI Data Pending for Verification](#)[View PDI Data Pending for Verification \(Without Viewing\)](#)[View Processed Data](#)[4. Anomalies \(likely inValid Data Check\) ▾](#)[Logout](#)

You are here : Anomalies (likely inValid Data Check) > View Likely Invalid data entered by GP

View Likely Invalid data entered by GP

State/UT:*

Andhra Pradesh [28]

District :*

Prakasam [517]

Block :*

Kotha Patnam [5478]

Panchayat / Equivalent :*

Gadepalem [234734]

Data Point 1	Data Point 1 Value	Data Point 2	Data Point 2 Value
Total number of eligible children (3-6 years) under ICDS [520]	22	Total number of registered children (3-6 years) under ICDS [329]	15
Total Cultivable Area [316]	2236.0000	Total area of GP [528]	0
Number of schools, Anganwadi, and community toilets having water facility & soap for hand washing [256]	2	Number of Schools [589]	1
Number of Primary schools in GP [383]	2	Number of Schools [589]	1
Total number of eligible children (0-3 years) under ICDS [524]	16	Total number of registered children under ICDS [327]	36
Total irrigated land [610]	2000.0000	Total area of GP [528]	0

State Nodal Officer – Data Verification







Update User Details

User Name : PR-KERALA-ADM [854471]

Mobile No. : 9770440639

Email : test@g.com

State/ UT : Kerala [32]

 Home	 State PAI Nodal Officer - Configure PAI Portal as per your State	 Gram Panchayat Data Management/ Verification System
 Monitoring & Tracking Dashboard	 PAI Data	 Instructions

State Nodal Officer – Data Verification

Welcome to the PAI Data Management System

- Home
- **View PAI data pending for verification**
- View PDI Data Pending for verification (without Viewing)
- View Processed PDI Data
- View Data Received from different Portals
 - View data Received from uDISE+ Portal
 - View data Received from eGramSwaraj Portal
 - View data Received from JJM dashboard Portal
 - View data Received from PMAY Portal
 - View data Received from NREGA Portal
 - View data Received from SBM-G Portal
 - View data Received from Mission Antyodaya Portal
 - View data Received from NSAP Portal
- Anomalies (likely inValid Data Check)
 - View Likely Invalid data entered by GP
- Logout

State Nodal Officer – View and Verify Data

View Gram Panchayat / Equivalent PAI Data Pending for Verification

District :*

Alappuzha [554]

Block :

- Select -

Panchayat / Equivalent :

-Select-

Field Office :

- Select Field Office -

Search

Copy

Excel

Print

Column visibility

Search:

Pending Since	DCF Id	Panchayat	LGD Code	Data Source (Field Office)	No. of Data Points	
20/Dec/2023	129	Punnapra(South)	220971	Fair Price Shop	77	Actions

Showing 1 to 1 of 1 entries

View & Verify Data

Track Status

State Nodal Officer – Verify and Forward Data

#	Question Code	Question	Answer
1	517	Total Households कुल परिवार	9007
2	704	Number of households in the poor category as per the updated NFSA-Antyodaya Anna Yojana(AAY)category Number of households in poor category as per updated NFSA	0
3	272	Number of active Workers under MGNREGS under reference year मनरेगा में अद्वितीय सक्रिय व्यक्तियों की संख्या	2747
4	203	Number of households benefited under MGNREGS मनरेगा के तहत लाभान्वित परिवारों की संख्या	2559
5	609	Total GP population of 21-45 years 21-45 वर्ष की कुल जीपी जनसंख्या	0
6	621	Total number of births जन्मों की कुल संख्या	0

ACCUH

Data is correct, I Approve & Forward PAI Data

- Select Action -

Data is correct, I Approve & Forward PDI Data

Data is incorrect, I Reject it & Send back for correction

ACCUH

Data is correct, I Approve & Forward PAI Data

Data is correct, I Approve & Forward Data to higher level

State Nodal Officer – Verify and Forward Data

Track Gram Panchayat / Equivalent PDI Data Verification Status		
Processed on	Processed by	Status
29/Nov/2023 12:49:02 PM	State PDI Nodal Officer : Kerala	Final PAI Data available with MoPR
29/Nov/2023 12:37:25 PM	District PDI Nodal Officer : Alappuzha	Pending with State PAI Nodal Officer
29/Nov/2023 12:23:01 PM	Block PDI Nodal Officer : Ambalappuzha	Pending with District PAI Nodal Officer
29/Nov/2023 12:06:32 PM	Line Deptt. Nodal Officer : vivek Singh	Pending with Block PAI Nodal Officer 1
29/Nov/2023 11:02:09 AM	Panchayat : Punnapra (North)	Pending with Line Dept Nodal Officer for verification

State Nodal Officer – Verify and Forward Data

You are here :

[\(Without Viewing\)](#)

[PDI Data](#)

Welcome to the PAI Data Management System

- Home
- View PAI data pending for verification
- View PAI Data Pending for Verification (Without Viewing)
- View Processed PDI Data
- View Data Received from different Portals
 - View data Received from uDISE+ Portal
 - View data Received from eGramSwaraj Portal
 - View data Received from JJM dashboard Portal
 - View data Received from PMAY Portal
 - View data Received from NREGA Portal
 - View data Received from SBM-G Portal
 - View data Received from Mission Antyodaya Portal
 - View data Received from NSAP Portal
- Anomalies (likely inValid Data Check)
 - View Likely Invalid data entered by GP
- Logout

State Nodal Officer – Verify and Forward Data (Bulk forwarding)

View Gram Panchayat / Equivalent PAI Data Pending for Verification (Without Viewing)

District :

Bijapur [636]

Data Verification Office : *

- Select Data Verification Office -

Search

<input checked="" type="checkbox"/>	Select DCF	16/Mar/2024	1139911	Bodenaik Thanda	296568	Anganwadi Centres	Pending with District PDI Nodal Officer	Actions
<input checked="" type="checkbox"/>	Select DCF	16/Mar/2024	985445	Chinna Domala	235057	Anganwadi Centres	Pending with District PDI Nodal Officer	Actions
<input checked="" type="checkbox"/>	Select DCF	16/Mar/2024	945402	Chinna Gudipadu	235058	Anganwadi Centres	Pending with District PDI Nodal Officer	Actions
<input checked="" type="checkbox"/>	Select DCF	16/Mar/2024	1144080	Chinthala	289611	Anganwadi Centres	Pending with District PDI Nodal Officer	Actions
<input checked="" type="checkbox"/>	Select DCF	16/Mar/2024	1132498	Dornala	235050	Anganwadi Centres	Pending with District PDI Nodal Officer	Actions
<input type="checkbox"/>	Select DCF	16/Mar/2024	964003	Gantavanipalli	245711	Anganwadi Centres	Pending with District PDI Nodal Officer	Actions
<input type="checkbox"/>	Select DCF	16/Mar/2024	838435	Jammidornala	235051	Anganwadi Centres	Pending with District PDI Nodal Officer	Actions
<input type="checkbox"/>	Select DCF	16/Mar/2024	1429043	Katakanipalli	235056	Anganwadi Centres	Pending with District PDI Nodal Officer	Actions
<input type="checkbox"/>	Select DCF	16/Mar/2024	800824	Korraprolu	289612	Anganwadi Centres	Pending with District PDI Nodal Officer	Actions
<input type="checkbox"/>	Select DCF	16/Mar/2024	1276287	Nallaguntla	235055	Anganwadi Centres	Pending with District PDI Nodal	Actions

Showing 1 to 75 of 75 entries

Data is correct, I Approve & Forward Data to State PDI Nodal Officer (Without Viewing)

State Nodal Officer – Reject and Send back for Correction

Panchayat : Punnapra (North), LGD Code : 220970 , Data Source (Field Office) - Panchayat Office

#	Question Code	Question	Answer
1	238	Number of persons covered under Social Security Pension Scheme (SSPS) सामाजिक सुरक्षा पेंशन योजना (एसएसपीएस) के अंतर्गत कवर किए गए व्यक्तियों की संख्या	13456
2	207	Number of households having Priority Household (PHH) & Antyodaya Anna Yojana(AAY) Ration Cards एएवाई और पीएचएच राशन कार्ड वाले परिवारों की संख्या	336
3	19	Total wasted children under 5 Year 5 वर्ष से कम उम्र के बच्चे जो कमज़ोर हैं	43
4	267	Number of trafficked/missing girl children reported तस्करी/लापता बच्चियों की संख्या	0
5	249	Number of public buildings having toilets separately for men and women पुरुषों और महिलाओं के लिए अलग-अलग शौचालय वाले सार्वजनिक भवनों की संख्या	0
6	237	Number of Persons covered by Community toilets सामुदायिक शौचालयों से आच्छादित व्यक्तियों की संख्या	0
7	248	Number of public buildings and markets having at least one separate toilet for men and Women पुरुषों और महिलाओं के लिए कम से कम एक अलग शौचालय वाले सार्वजनिक भवनों और बाजारों की संख्या	0

Action*

Data is incorrect, I Reject it & Send back for correction

Enter the **PAI** Question Code shown in column [2] which needs to be corrected by GP*

Please question correct 267

Data is incorrect, I Reject it & Send back for correction

State Nodal Officer – Status after Rejection

View Gram Panchayat / Equivalent Processed Data

District :*

Alappuzha [554]

Block :

Ambalappuzha [5949]

Panchayat / Equivalent :

Punnapra (North) [220970]

Field Office :

- Select Field Office -

Search

Copy

Excel

Print

Column visibility

Search:

Processed on	Panchayat	LGD Code	Data Source (Field Office)	Remarks	No. of Data Points	
29/Nov/2023	Punnapra (North)	220970	Panchayat Office	Please question correct 267	28	Actions

State Nodal Officer – Status after Rejection

Track Gram Panchayat / Equivalent PAI Data Verification Status

Processed on	Processed by	Status
25/Dec/2023 04:09:23 PM	State PAI Nodal Officer : Dfsd	Pending with District PAI Nodal Officer (Rejected by State PDI Nodal Officer) Rejection Remarks : Please correct Question no 40
20/Dec/2023 04:51:28 PM	District PAI Nodal Officer : Raghu1	Pending with State PAI Nodal Officer
20/Dec/2023 04:16:21 PM	Block PAI Nodal Officer : Ram Gopal	Pending with District PAI Nodal Officer
25/Nov/2023 12:23:23 PM	Line Deptt. Nodal Officer : Rakesh	Pending with Block PAI Nodal Officer 1
25/Nov/2023 12:19:53 PM	Panchayat : Punnapra(South)	Pending with Line Dept Nodal Officer for verification

State Nodal Officer – Anomalies (Likely invalid data check)

PDI Data Verification Management System

View PDI Data Pending for Verification View PDI Data Pending for Verification (Without Viewing) View Processed Data **4. Anomalies (likely inValid Data Check) ▾** Logout

You are here :

4.1 View Likely Invalid data entered by GP

Welcome to the PAI Data Management System

- Home
- View PDI Data Pending for Verification
- View PDI Data Pending for Verification (Without Viewing)

View PDI data pending for View PDI Data Pending for Verification View Processed 4. View Data Received from different Portals ▾ **5. Anomalies (likely inValid Data Check) ▾** Logout

You are here : Anomalies (likely inValid Data Check) > View Likely Invalid data entered by GP

View Likely Invalid data entered by GP

State/UT:*

Chhattisgarh [22, T-

District :*

Dhamtari [377]

Block :*

Dhamtari [3625]

Panchayat / Equivalent :*

Barari [123727]

Search

State Nodal Officer – Anomalies (Likely invalid data check)

View Likely Invalid data entered by GP

State/UT:*

Chhattisgarh [22, T-

District :*

Dhamtari [377]

Block :*

Dhamtari [3625]

Panchayat / Equivalent :*

Bagtarai [123725]

Search

Data Point 1	Data Point 1 Value	Data Point 2	Data Point 2 Value
Number of markets having toilets separately for men and women [224]	6	Number of markets in GP [585]	0
Total Number of children in age group 6-59 months [530]	65	Number of children in age under 5 years [518]	10
Total number of eligible children (0-3 years) under ICDS [524]	0	Total number of registered children under ICDS [327]	65
Number of out of school girl children in GP [233]	40	Number of out of school children in GP [232]	0
Number of schools, Anganwadi, and community toilets having water facility & soap for hand washing [256]	30	Number of Schools [589]	3

District Admin – View Data Rejected by State

View Gram Panchayat / Equivalent PAI Data Pending for Verification

Block :

Ambalappuzha [5949]

Panchayat / Equivalent :

- Select -

Field Office :

- Select Field Office -

Search

Copy

Excel

Print

Column visibility

Search:

Pending Since	DCF Id	Panchayat	GP LGD Code	Data Source (Field Office)	No. of Data Points	
25/Dec/2023	129	Punnapra(South)	220971	Fair Price Shop	77	Actions

Showing 1 to 1 of 1 entries

View & Verify Data
Track Status

District Admin – View Data and Forward/ Rejected

70	35	Expenditures made by GP to empower vulnerable and marginalised section कमजोर और हाशिये पर पड़े वर्ग को सशक्त बनाने के लिए किया गया व्यय	0
71	137	Number of income-generating assets created during the reference year मूल्यांकन वर्ष के दौरान सृजित आय सृजन परिसंपत्तियों की संख्या?	0
72	40	Girl Children under 5 years who are wasted 5 वर्ष से कम आयु की बच्चियाँ जो कमज़ोर हैं	0
73	534	Total number of Women under Priority Household (PHH) & Antyodaya Anna Yojana(AAY) category under NFSA पीएचएच और एएवाई श्रेणी के तहत गरीब महिलाओं की कुल संख्या	0
74	6	Are women involved in the preparation of Disaster Risk Reduction and Disaster Management Plan? क्या आपदा जोखिम न्यूनीकरण और आपदा प्रबंधन योजना की तैयारी में महिलाएं शामिल हैं?	No

Action*

Data is incorrect, I Reject it & Send back for correction

Enter the PDI Question Code shown in column [2] which needs to be corrected by GP*

Please correct question 70

Data is incorrect, I Reject it & Send back for correction

District Admin – Status after Rejection

Track Gram Panchayat / Equivalent PDI Data Verification Status		
Processed on	Processed by	Status
25/Dec/2023 04:19:36 PM	District PDI Nodal Officer : Name	Pending with Block PAI Nodal Officer (Rejected by District PAI Nodal Officer) Rejection Remarks : Please correct question 70
25/Dec/2023 04:16:35 PM	State PDI Nodal Officer : Dsfsd	Pending with District PAI Nodal Officer (Rejected by State PAI Nodal Officer) Rejection Remarks : Please correct Question No. 70
25/Dec/2023 04:14:41 PM	District PDI Nodal Officer : Name	Pending with State PAI Nodal Officer
25/Dec/2023 04:09:23 PM	State PDI Nodal Officer : Dsfsd	Pending with District PAI Nodal Officer (Rejected by State PAI Nodal Officer) Rejection Remarks : Please correct Question no 40
20/Dec/2023 04:51:28 PM	District PDI Nodal Officer : Raghu1	Pending with State PAI Nodal Officer
20/Dec/2023 04:16:21 PM	Block PDI Nodal Officer : Ram Gopal	Pending with District PAI Nodal Officer
25/Nov/2023 12:23:23 PM	Line Deptt. Nodal Officer : Rakesh	Pending with Block PAI Nodal Officer 1
25/Nov/2023 12:19:53 PM	Panchayat : Punnapra(South)	Pending with Line Dept Nodal Officer for verification

Block Admin – View Data and Forward/ Reject

View Gram Panchayat / Equivalent PAI Data Pending for Verification

Gram Panchayat / Equivalent :

Punnapra(South) [220971]

Search

Copy

Excel

Print

Column visibility

Search:

Pending Since	DCF Id	Panchayat	LGD Code	Data Source (Field Office)	Remarks of Forwarding Officer	No. of Data Points	
25/Dec/2023	129	Punnapra(South)	220971	Fair Price Shop	Please correct question 70	77	Actions

Showing 1 to 1 of 1 entries

Block Admin – View Data and Forward/ Reject

70	35	Expenditures made by GP to empower vulnerable and marginalised section कमजोर और हाशिये पर पड़े वर्ग को सशक्त बनाने के लिए किया गया व्यय	0
71	137	Number of income-generating assets created during the reference year मूल्यांकन वर्ष के दौरान सृजित आय सृजन परिसंपत्तियों की संख्या?	0
72	40	Girl Children under 5 years who are wasted 5 वर्ष से कम आयु की बच्चियाँ जो कमज़ोर हैं	0
73	534	Total number of Women under Priority Household (PHH) & Antyodaya Anna Yojana(AAY) category under NFSA पीएचएच और एएवाई श्रेणी के तहत गरीब महिलाओं की कुल संख्या	0
74	6	Are women involved in the preparation of Disaster Risk Reduction and Disaster Management Plan? क्या आपदा जोखिम न्यूनीकरण और आपदा प्रबंधन योजना की तैयारी में महिलाएं शामिल हैं?	No

Action*

Data is incorrect, I Reject it & Send back for correction

Enter the PDI Question Code shown in column [2] which needs to be corrected by GP*

Please correct question no 70

Data is incorrect, I Reject it & Send back for correction

Block Admin – Status after rejection

View Gram Panchayat / Equivalent Processed Data

Gram Panchayat / Equivalent :

Punnapra(South) [220971]

Search

Copy

Excel

Print

Column visibility

Search:

DCF Id	Panchayat	GP LGD Code	Data Source (Field Office)	Status	No. of Data Points	
129	Punnapra(South)	220971	Fair Price Shop	Pending with Line Department Nodal Officer (Rejected by Block PDI Nodal Officer)	77	Actions

Showing 1 to 1 of 1 entries

Track Status

Block Admin – Status after rejection

Track Gram Panchayat / Equivalent PAI Data Verification Status

Processed on	Processed by	Status
25/Dec/2023 04:23:18 PM	Block PDI Nodal Officer : Block Bdo Ambalappuzha	Pending with Line Department Nodal Officer (Rejected by Block PAI Nodal Officer) Rejection Remarks : Please correct question no 70
25/Dec/2023 04:19:36 PM	District PAI Nodal Officer : Name	Pending with Block PAI Nodal Officer (Rejected by District PAI Nodal Officer) Rejection Remarks : Please correct question 70
25/Dec/2023 04:16:35 PM	State PAI Nodal Officer : Dsfsd	Pending with District PAI Nodal Officer (Rejected by State PAI Nodal Officer) Rejection Remarks : Please correct Question No. 70
25/Dec/2023 04:14:41 PM	District PAI Nodal Officer : Name	Pending with State PAI Nodal Officer
25/Dec/2023 04:09:23 PM	State PAI Nodal Officer : Dsfsd	Pending with District PAI Nodal Officer (Rejected by State PAI Nodal Officer) Rejection Remarks : Please correct Question no 40
20/Dec/2023 04:51:28 PM	District PAI Nodal Officer : Raghu1	Pending with State PAI Nodal Officer
20/Dec/2023 04:16:21 PM	Block PAI Nodal Officer : Ram Gopal	Pending with District PAI Nodal Officer
25/Nov/2023 12:23:23 PM	Line Deptt. Nodal Officer : Rakesh	Pending with Block PAI Nodal Officer 1
25/Nov/2023 12:19:53 PM	Panchayat : Punnapra(South)	Pending with Line Dept Nodal Officer for verification

Line Department Nodal Officer – View Data and Forward/Rejected

View Gram Panchayat / Equivalent Processed Data

Gram Panchayat / Equivalent :

Search:

DCF Id	Panchayat	GP LGD Code	Data Source (Field Office)	Status	No. of Data Points	
128	Punnapra (North)	220970	School	Pending with Line Department Nodal Officer (Rejected by Block PAI Nodal Officer)	92	<input type="button" value="Actions"/>

Showing 1 to 1 of 1 entries

Line Department Nodal Officer – View Data and Forward/Rejected

View Gram Panchayat / Equivalent Processed Data

Gram Panchayat / Equivalent :

- Select All Panchayat -

Search

Copy Excel Print Column visibility

Search:

DCF Id	Panchayat	GP LGD Code	Data Source (Field Office)	Status	No. of Data Points	
128	Punnapra (North)	220970	School	Pending with Line Department Nodal Officer (Rejected by Block PAI Nodal Officer)	92	Actions

Showing 1 to 1 of 1 entries

Copy Excel Print Column visibility

Search:

Pending Since	Panchayat	LGD Code	Data Source (Field Office)	Sender Remarks	No. of Data Points	
25/Dec/2023	Punnapra (North)	220970	School	Pleae correct data point 155	92	Actions

Showing 1 to 1 of 1 entries

Line Department Nodal Officer – View Data and Forward/ Reject

86	325	Total Number of Women from AAY category in the SHGs एएवाई श्रेणी के तहत एसएचजी में गरीब महिलाओं की कुल संख्या	0
87	516	Women Operational Holdings (Land) and jointly held by women महिला परिचालन होल्डिंग्स और संयुक्त रूप से महिलाओं द्वारा आयोजित	0
88	155	Number of child marriages Prevented रोके गए/रिपोर्ट किए गए बाल विवाहों की संख्या	0

Action*

Data is incorrect, I Reject it & Send back for correction

Enter the PDI Question Code shown in column [2] which needs to be corrected by GP*

Please correct question no. 155

Data is incorrect, I Reject it & Send back for correction

Line Department Nodal Officer – Status after Rejection

Track Gram Panchayat / Equivalent PAI Data Verification Status		
Processed on	Processed by	Status
25/Dec/2023 04:47:58 PM	Line Deptt. Nodal Officer : Mr Abraham	Pending at GP for Data Correction (Rejected by Line Dept. Nodal Officer) Rejection Remarks : Please correct question no. 155
25/Dec/2023 04:43:51 PM	Block PDI Nodal Officer : Block Bdo Ambalappuzha	Pending with Line Department Nodal Officer (Rejected by Block PAI Nodal Officer) Rejection Remarks : Pleae correct data point 155
21/Dec/2023 03:33:55 PM	District PDI Nodal Officer : Name	Pending with Block PAI Nodal Officer (Rejected by District PAI Nodal Officer) Rejection Remarks : pl examine data point 155
21/Dec/2023 03:19:33 PM	Block PDI Nodal Officer : Block Bdo Ambalappuzha	Pending with District PAI Nodal Officer
21/Dec/2023 03:14:53 PM	Line Deptt. Nodal Officer : Mr Abraham	Pending with Block PAI Nodal Officer 1
24/Nov/2023 03:58:28 PM	Panchayat : Punnapra (North)	Pending with Line Dept Nodal Officer for verification

Gram Panchayat – View Data Rejected by Line Department

Home 1. Offices ▾ 2. Enter PDI Data ▾ 3. Data Submission ▾ 4. PDI Data Rejected by Higher Office ▾ 5. View Data Received from different Portals ▾

4.1 View PAI Data Rejected by Verification Office ←

4.2 Edit PAI Data Rejected by Higher Office

4.3 Resubmit Updated PAI Data for Reverification

4.4 View Data Submitted for PAI Calculation

Copy

Excel

Print

Column visibility ▾

Field

Data Verification

Gram Panchayat – View Data Rejected by Line Department

View PAI Data Rejected by Verification Office

Copy Excel Print Column visibility

Search:

Field Office	Data Verification Office	Status	Remark	Rejected By	Rejected on	View Data Points
School स्कूल	खंड शिक्षा कार्यालय	Pending at GP for Data Correction (Rejected by Line Dept. Nodal Officer)	Please correct question no. 155	Mr Abraham	20 hours ago	View Data Points

Showing 1 to 1 of 1 entries

Gram Panchayat – Edit Data Rejected by Line Department

Edit PAI Data Rejected by Higher Office

Copy Excel Print Column visibility

Search:

Field Office	Data Verification Office	Status	Remark	Rejected By	Rejected on	Edit/Update
School स्कूल	खंड शिक्षा कार्यालय	Pending at GP for Data Correction (Rejected by Line Dept. Nodal Officer)	Please correct question no. 155	Mr Abraham	20 hours ago	✎

Showing 1 to 1 of 1 entries

Gram Panchayat – Edit Data Rejected by Line Department

89) **Total Number of Women from AAY category in the SHGs** [Question Code - 325]

एएवाई श्रेणी के तहत एसएचजी में गरीब महिलाओं की कुल संख्या ?

Information Source - Community Resource Person(CRP) and Bank Sakhi, MSRLM, DRDA, Panchayat Samiti

90) **Women Operational Holdings (Land) and jointly held by women** [Question Code - 516]

महिला परिचालन होल्डिंग्स और संयुक्त रूप से महिलाओं द्वारा आयोजित ?

Information Source - Revenue Employee

91) **No. of cases registered under crime against women during reference period** [Question Code - 129]

महिलाओं के खिलाफ अपराध के तहत दर्ज मामलों की संख्या ?

Information Source - Police inspector

92) **Number of child marriages Prevented** [Question Code - 155]

रोके गए/रिपोर्ट किए गए बाल विवाहों की संख्या ?

Information Source - Panchayat


Update Data

Gram Panchayat – Re-submit Data for Verification

Resubmit Updated PAI Data for Reverification

Copy Excel Print Column visibility

Search:

Field Office	Data Verification Office	Status	Remark	Rejected By	Rejected on	Send Data Point to Verification Officer for Re-verification
School स्कूल	खंड शिक्षा कार्यालय	Pending at GP for Data Correction (Rejected by Line Dept. Nodal Officer)	Please correct question no. 155	Mr Abraham	20 hours ago	

Showing 1 to 1 of 1 entries

Gram Panchayat – Re-submit Data for Verification

86	325	Total Number of Women from AAY category in the SHGs एएवाई श्रेणी के तहत एसएचजी में गरीब महिलाओं की कुल संख्या	0
87	516	Women Operational Holdings (Land) and jointly held by women महिला परिचालन होल्डिंग्स और संयुक्त रूप से महिलाओं द्वारा आयोजित	80
88	155	Number of child marriages Prevented रोके गए/रिपोर्ट किए गए बाल विवाहों की संख्या	0

Enter Forwarding Remarks*

Mentioned question no. have been corrected

Send PDI data for Verification

Gram Panchayat – View submitted data status

View Data Submitted for PAI Calculation

Copy Excel Print Column visibility

Search:

Department	DCF Id	Field Office	Data Verification Office	Data Points	Status	
School Education	128	School स्कूल	Block Education Office खंड शिक्षा कार्यालय	92	Pending with Line Dept Nodal Officer for verification	Actions
Panchayati Raj	131	Panchayat Office पंचायत कार्यालय	Block Panchayat (BDO) ब्लॉक पंचायत (बीडीओ)	28	Final PAI Data available with MoPR	Actions
Health & Family Welfare	124	GP Level Health Office पंचायत स्तर स्वास्थ्य कार्यालय	Block Health Office ब्लॉक स्वास्थ्य कार्यालय	51	Pending with Line Department Nodal Officer (Rejected by Block PAI Nodal Officer)	Actions

Gram Panchayat – Track status

Track Gram Panchayat / Equivalent PDI Data Verification Status		
Processed on	Processed by	Status
26/Dec/2023 01:23:25 PM	Panchayat :	Pending with Line Dept Nodal Officer for verification
25/Dec/2023 04:47:58 PM	Line Deptt. Nodel Officer : Mr Abraham	Pending at GP for Data Correction (Rejected by Line Dept. Nodal Officer) Rejection Remarks : Please correct question no. 155
25/Dec/2023 04:43:51 PM	Block PDI Nodel Officer : Block Bdo Ambalappuzha	Pending with Line Department Nodal Officer (Rejected by Block PAI Nodal Officer) Rejection Remarks : Pleae correct data point 155
21/Dec/2023 03:33:55 PM	District PDI Nodel Officer : Name	Pending with Block PAI Nodal Officer (Rejected by District PAI Nodal Officer) Rejection Remarks : pl examine data point 155
21/Dec/2023 03:19:33 PM	Block PDI Nodel Officer : Block Bdo Ambalappuzha	Pending with District PAI Nodal Officer
21/Dec/2023 03:14:53 PM	Line Deptt. Nodel Officer : Mr Abraham	Pending with Block PAI Nodal Officer 1
24/Nov/2023 03:58:28 PM	Panchayat : Punnapra (North)	Pending with Line Dept Nodal Officer for verification

URLs

- <https://PAI.gov.in>
- [http/ PAI.gov.in/demo](http://PAI.gov.in/demo)

Dashboard (PAI Score)



पंचायत विकास सूचकांक पोर्टल

Panchayat Advancement Index (PAI) Portal

Facilitating creation of a digital platform & ecosystem for
focused implementation of interventions to achieve SDG 2030 agenda in rural India



सत्यमेव जयते



Logout

Welcome to National PAI Portal

Please select the System as per your role



Home



State PAI Nodal Officer - Configure PAI
Portal as per your State



Gram Panchayat Data Management/
Verification System



Monitoring & Tracking Dashboard (Data
Submission & Verification)



Dashboard (PAI Score)



Instructions

Dashboard (PAI Score)- Gram Panchayat Score Card



पंचायत विकास सूचकांक पोर्टल
Panchayat Advancement Index (PAI) Portal
Facilitating creation of a digital platform & ecosystem for
focused implementation of interventions to achieve SDG 2030 agenda in rural India



Dashboard (PAI Score)

- 1. Gram Panchayat PAI Data
- 2. Data Dump
- 3. District Analysis
- 4. Block Analysis
- 5. GP Analysis
- 6. Public Reports

Logout

Year: **1.1 Gram Panchayat Score Card**

Home

Gram Panchayat PAI Data

- Gram Panchayat Score Card

Data Dump

- State Thematic & Overall PAI Score
- Download - GP Thematic & Overall PAI Score
- Download - Score Card

District Analysis

- Dashboard
- Top 100 District based on overall PAI Score
- Bottom 100 District based on overall PAI Score

Block Analysis

- Dashboard
- Top 100 Development Blocks based on overall PAI Score
- Bottom 100 Development Blocks based on overall PAI Score

GP Analysis

Dashboard (PAI Score)- Gram Panchayat Score Card

The indicators value, the thematic Scores of 9 LSDG Themes and the PAI Score visible here are purely provisional and computed on the basis of data entered and submitted by Panchayats. The aim is to help the States / UTs to check the discrepancy, if any, in the data submitted by Panchayats. The indicators value, the thematic scores as well as PAI Scores will be finalized after the correction, if any, and validation of entered data by the State / UT.



Theme	Grade	No.of +ve Indicators	No.of -ve Indicators	My Panchayat Thematic Score	Best Thematic Scores in Block	Best Thematic Scores in District	Best Thematic Scores in State
Theme 1 - Poverty Free and Enhanced Livelihoods Panchayat	B	19	6	64.92	75.31	76.42	84.80
Theme 2 - Healthy Panchayat	A	3	6	88.89	100.00	100.00	100.00
Theme 3 - Child Friendly Panchayat	B	28	12	63.98	74.88	74.88	80.74
Theme 4 - Water Sufficient Panchayat	C	12	1	55.38	77.52	77.52	80.85
Theme 5 - Clean and Green Panchayat	C	18		51.14	68.18	68.18	75.54
Theme 6 - Self-sufficient Infrastructure in Panchayat	C	24	1	49.86	56.91	56.91	65.69
Theme 7 - Socially Just and Socially Secured Panchayat	B	24	16	64.17	67.72	71.18	74.83
Theme 8 - Panchayat with Good Governance	C	46		52.83	72.51	72.51	77.65
Theme 9 - Women Friendly Panchayat	C	20	5	52.96	62.25	62.49	75.97

Dashboard (PAI Score)- Gram Panchayat Score Card

Indicator Grading and Respective score of Panchayat

Indicator Grading & respective Score of Panchayat				No. of Theme-wise Indicators participating in GP PAI calculation - 475			
Indicator	Data Point	Multiplier	Indicator Raw Value	Min/Max Value within State	Calculation	Grade	Indicator Normalized Score
Child Sex Ratio (0-6 years) [431] [N] Type - Positive	Numerator 1- Number of Girls in the age group 0-6 years [195] = 149 Denominator - Number of Boys in the age group 0-6 years [576] = 152	1000	980.26	Min - 600.00 Max - 1400.00	$(980.26 - 600.00) / (1400.00 - 600.00) * 100$	C	47.53
Did GP ensure appropriate interventions for prevention of atrocities against SC/ST? [447] [B] Type - Positive	Did GP ensure appropriate interventions for prevention of atrocities against SC/ST? [28] = Yes		70.00			B	70.00
Did GP ensure participation of SC/STs members including SC/ST women in meeting and committees and in various initiatives of the GP? [448] [B] Type - Positive	Did GP ensure participation of SC/STs members including SC/ST women in meeting and committees and in various initiatives of the GP? [29] = Yes		70.00			B	70.00

Dashboard (PAI Score)- Public Reports



पंचायत विकास सूचकांक पोर्टल
Panchayat Advancement Index (PAI) Portal
Facilitating creation of a digital platform & ecosystem for
focused implementation of interventions to achieve SDG 2030 agenda in rural India



Dashboard (PAI Score)

1. Gram Panchayat PAI Data ▾ 2. Data Dump ▾ 3. District Analysis ▾ 4. Block Analysis ▾ 5. GP Analysis ▾ 6. Public Reports ▾

Logout

You are here :

6.1 State Dashboard

6.2 Theme wise PAI Score of Gram Panchayat

6.3 Gram Panchayat Score Card

- Home
- Gram Panchayat PAI Data
 - Gram Panchayat Score Card
- Data Dump
 - State Thematic & Overall PAI Score
 - Download - GP Thematic & Overall PAI Score
 - Download - Score Card
- District Analysis
 - Dashboard
 - Top 100 District based on overall PAI Score
 - Bottom 100 District based on overall PAI Score
- Block Analysis
 - Dashboard
 - Top 100 Development Blocks based on overall PAI Score
 - Bottom 100 Development Blocks based on overall PAI Score

Dashboard (PAI Score)- Public Reports- State Dashboard

Dashboard (PAI Score)

[1. Data Dump](#)
[2. Gram Panchayat PAI Data](#)
[3. State Analysis](#)
[4. District Analysis](#)
[5. Block Analysis](#)
[6. GP Analysis](#)
Logout

You are here : State Analysis > Dashboard V4

State Dashboard 🖨️

Gujarat [24, T-3]

Search

State Configuration indicator 442/596		Theme	T1	T2	T3	T4	T5	T6	T7	T8	T9	Total
		Mandatory Indicator	28	17	82	24	26	115	55	78	37	384
		Optional Indicator	3	1	1	1	4	47	2	0	4	58

Data Validation (Count of Gram Panchayat data validation at Stages)

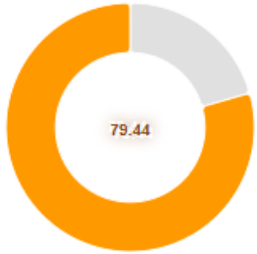
State/UT	Total GP	GP data verification at Line Dept(BNO)		GP data verification at Block		GP data verification at District		GP data verification at State		Data submitted at Center	
Gujarat	14618	Count	%	Count	%	Count	%	Count	%	Count	%
		14618	100%	14618	100%	14618	100%	14618	100%	14618	100%

PAI SCORE GRADING & THEMATIC SCORES OF STATE

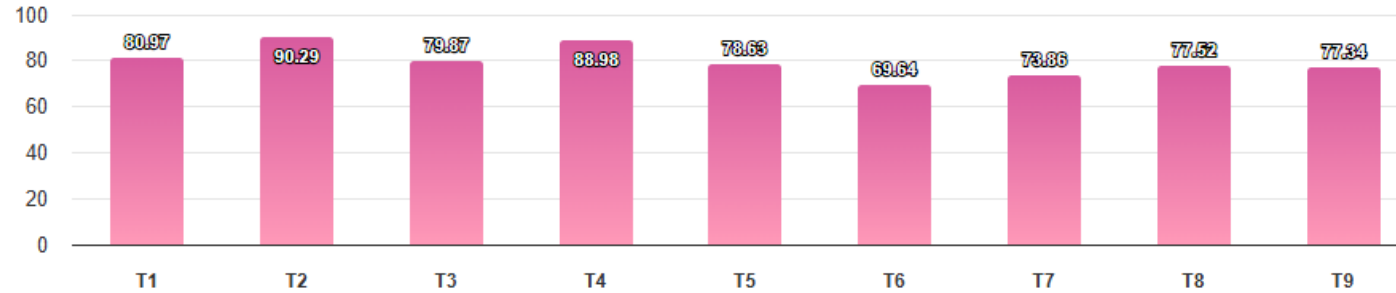
Dashboard (PAI Score)- Public Reports - State Dashboard

PAI SCORE GRADING & THEMATIC SCORES OF STATE

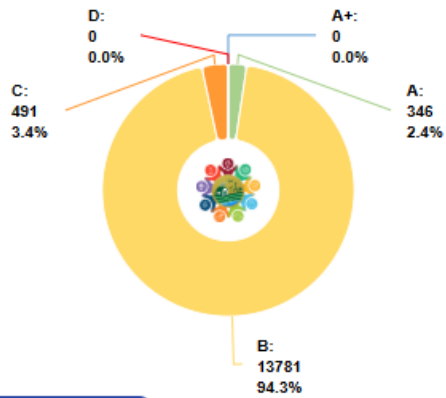
Best Panchayat PAI Score Navli Block - Anand / District - Anand



Best Panchayat In State - Navli 79.44
Block - Anand / District - Anand



Grade Wise GP Performance



T1- Poverty Free & Enhanced Livelihoods in Panchayat	T2- Healthy Panchayat	T3- Child-Friendly Panchayat
Best Panchayat	Best Panchayat	Best Panchayat
90.05	99.39	84.81
Juvanpar	Nakhada	Kanial
T4- Water Sufficient Panchayat	T5- Clean And Green Panchayat	T6- Panchayat With Self-Sufficient Infrastructure
Best Panchayat	Best Panchayat	Best Panchayat
89.41	83.15	71.76
Bedva	Nava Bhunidra	Trambovad
T7- Socially Just And Socially Secured Panchayat	T8- Panchayat With Good Governance	T9- Women Friendly Panchayat

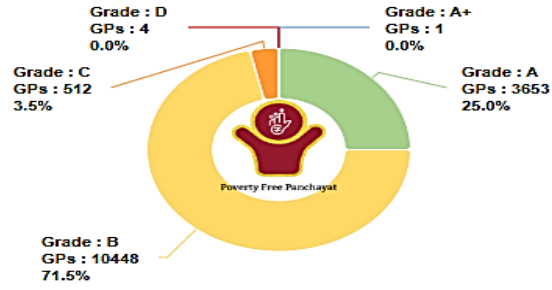
English

A+ A B C D

Dashboard (PAI Score)- Public Reports - State Dashboard

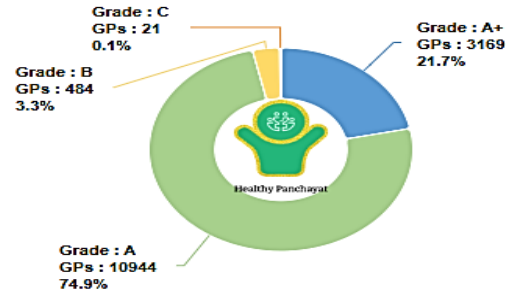
THEME WISE SCORES OF GPs AT STATE LEVEL

Theme 1 - Poverty Free & Enhanced Livelihoods Panchayat



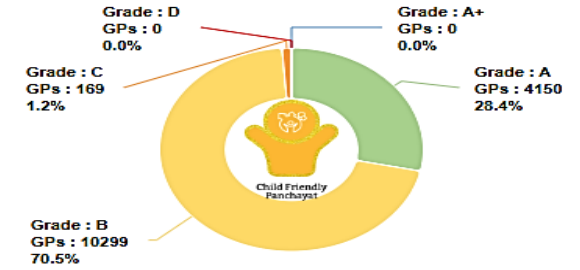
● A+ ● A ● B ● C ● D

Theme 2 - Healthy Panchayat



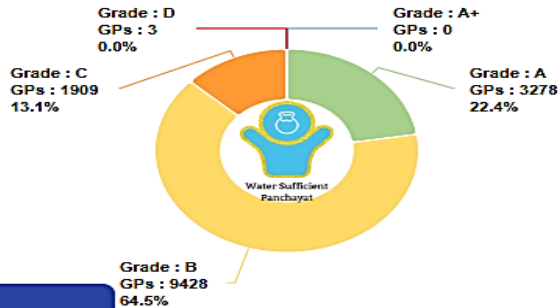
● A+ ● A ● B ● C ● D

Theme 3 - Child Friendly Panchayat



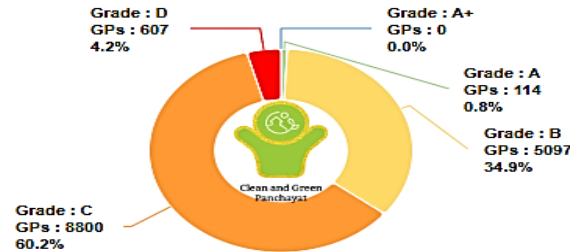
● A+ ● A ● B ● C ● D

Theme 4 - Water Sufficient Panchayat



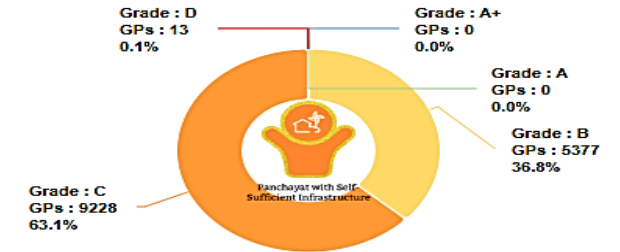
● A+ ● A ● B ● C ● D

Theme 5 - Clean and Green Panchayat



● A+ ● A ● B ● C ● D

Theme 6 - Self-sufficient Infrastructure in Panchayat



● A+ ● A ● B ● C ● D

English

Dashboard (PAI Score)- Public Reports - State Dashboard

Top-10 Gram Panchayats

Top 10 Gram Panchayats based on PAI Score			
Gram Panchayat	Block	District	PAI Score
Navli-[155506]	Anand	Anand	79.44
Daiyar-[163424]	Ranavav	Porbandar	79.26
Rasnol-[155510]	Anand	Anand	79.23
Pipaliya-[163439]	Ranavav	Porbandar	79.01
Valotra-[163443]	Ranavav	Porbandar	78.90
Padardi-[163438]	Ranavav	Porbandar	78.57
Mahira-[163435]	Ranavav	Porbandar	78.45
Ramgadhd-[163440]	Ranavav	Porbandar	78.44
Napad Vanto-[155505]	Anand	Anand	78.43
Ode-[154596]	Daskroi	Ahmadabad	78.41

Bottom 10 Gram Panchayats

Bottom 10 Gram Panchayats based on PAI Score			
Gram Panchayat	Block	District	PAI Score
Dalpur-[299607]	Himatnagar	Sabar Kantha	42.30
Thumra-[299610]	Himatnagar	Sabar Kantha	43.40
Saryunagar-[300991]	Deesa	Banas Kantha	45.77
Ranodra-[275904]	Idar	Sabar Kantha	48.50
Nava-[300979]	Kankrej	Banas Kantha	49.42
Vardhman Nagar-[275805]	Bhuj	Kachchh	50.19
Sarla-[166252]	Muli	Surendranagar	50.25
Raiyada-[160267]	Bhuj	Kachchh	50.86
Berdo-[245741]	Bhuj	Kachchh	51.09
Kotda-[156034]	Lakhani	Banas Kantha	52.30

Dashboard (PAI Score)- Public Reports-GP Thematic Score



पंचायत विकास सूचकांक पोर्टल
Panchayat Advancement Index (PAI) Portal
Facilitating creation of a digital platform & ecosystem for
focused implementation of interventions to achieve SDG 2030 agenda in rural India



Dashboard (PAI Score)

1. Gram Panchayat PAI Data ▾ 2. Data Dump ▾ 3. District Analysis ▾ 4. Block Analysis ▾ 5. GP Analysis ▾ 6. Public Reports ▾

Logout

You are here :

6.1 State Dashboard

6.2 Theme wise PAI Score of Gram Panchayat

6.3 Gram Panchayat Score Card

- Home
- Gram Panchayat PAI Data
 - Gram Panchayat Score Card
- Data Dump
 - State Thematic & Overall PAI Score
 - Download - GP Thematic & Overall PAI Score
 - Download - Score Card
- District Analysis
 - Dashboard
 - Top 100 District based on overall PAI Score
 - Bottom 100 District based on overall PAI Score
- Block Analysis
 - Dashboard
 - Top 100 Development Blocks based on overall PAI Score
 - Bottom 100 Development Blocks based on overall PAI Score

Dashboard (PAI Score)- Public Reports-GP Thematic Score

You are here : Public Reports > Theme wise PAI Score of Gram Panchayat

Theme wise PAI Score of Gram Panchayat



State/UT:*

Haryana [6, T-3]

District :

Faridabad [60]

Block :

Ballabgarh [463]

Search

Copy Excel Print Column visibility

Search:

Gram Panchayat Details	Overall PAI Score	T1 - Poverty Free and Enhanced Livelihoods Panchayat	T2 - Healthy Panchayat	T3 - Child Friendly Panchayat	T4 - Water Sufficient Panchayat	T5 - Clean and Green Panchayat	T6 - Self-sufficient Infrastructure in Panchayat	T7 - Socially Just and Socially Secured Panchayat	T8 - Panchayat with Good Governance	T9 - Women Friendly Panchayat
GP -Kail Gaon-[272334] Block -Ballabgarh District -Faridabad	54.88 C Aspirant	55.38 C Aspirant	76.21 A Front Runner	61.43 B Performer	68.71 B Performer	44.08 C Aspirant	44.25 C Aspirant	51.47 C Aspirant	46.43 C Aspirant	54.36 C Aspirant
GP -Naryala-[28684] Block -Ballabgarh District -Faridabad	54.05 C Aspirant	67.04 B Performer	86.3 A Front Runner	58.77 C Aspirant	59.93 C Aspirant	39.88 D Beginner	37.91 D Beginner	56.29 C Aspirant	46.86 C Aspirant	48.46 C Aspirant
GP -Piala-[28690] Block -Ballabgarh District -Faridabad	53.88 C Aspirant	58.62 C Aspirant	86.11 A Front Runner	59.28 C Aspirant	65.14 B Performer	48.98 C Aspirant	36.27 D Beginner	55.22 C Aspirant	46.09 C Aspirant	43.4 C Aspirant
GP -Ahamdpur-[28639] Block -Ballabgarh District -Faridabad	52.05 C Aspirant	61.67 B Performer	88.89 A Front Runner	59.3 C Aspirant	63.64 B Performer	34.68 D Beginner	37.8 D Beginner	55.66 C Aspirant	49.02 C Aspirant	37.88 D Beginner
GP -Mojpur-[28676] Block -Ballabgarh District -Faridabad	52 C Aspirant	60.42 B Performer	69.24 B Performer	53.56 C Aspirant	61.05 B Performer	55.66 C Aspirant	35.31 D Beginner	48.26 C Aspirant	48.85 C Aspirant	43.86 C Aspirant

English

<< Previous 100

Next 100 >>

Dashboard (PAI Score)- Public Reports-GP Thematic Score



पंचायत विकास सूचकांक पोर्टल
Panchayat Advancement Index (PAI) Portal
Facilitating creation of a digital platform & ecosystem for
focused implementation of interventions to achieve SDG 2030 agenda in rural India



Dashboard (PAI Score)

1. Gram Panchayat PAI Data ▾ 2. Data Dump ▾ 3. District Analysis ▾ 4. Block Analysis ▾ 5. GP Analysis ▾ 6. Public Reports ▾

Logout

You are here :

6.1 State Dashboard

6.2 Theme wise PAI Score of Gram Panchayat

6.3 Gram Panchayat Score Card

- Home
- Gram Panchayat PAI Data
 - Gram Panchayat Score Card
- Data Dump
 - State Thematic & Overall PAI Score
 - Download - GP Thematic & Overall PAI Score
 - Download - Score Card
- District Analysis
 - Dashboard
 - Top 100 District based on overall PAI Score
 - Bottom 100 District based on overall PAI Score
- Block Analysis
 - Dashboard
 - Top 100 Development Blocks based on overall PAI Score
 - Bottom 100 Development Blocks based on overall PAI Score

Dashboard (PAI Score)- Public Reports-GP Score Card

Baghanki, Panchayat Advancement Index (PAI) Score for 2022-2023





State/UT : HARYANA > District: GURUGRAM > Block : GURGAON > Panchayat : Baghanki [245684]

Panchayat Secretary : Ankit

DISCLAIMER - FOR PAI SCORE CARD

The indicators value, the thematic Scores of 9 LSDG Themes and the PAI Score visible here are purely provisional and computed on the basis of data entered and submitted by Panchayats. The aim is to help the States / UTs to check the discrepancy, if any, in the data submitted by Panchayats. The indicators value, the thematic scores as well as PAI Scores will be finalized after the correction, if any, and validation of entered data by the State / UT.



Theme	Grade	No.of +ve Indicators	No.of -ve Indicators	My Panchayat Thematic Score	Best Thematic Scores in Block	Best Thematic Scores in District	Best Thematic Scores in State
Theme 1 - Poverty Free and Enhanced Livelihoods Panchayat	A	18	6	76.42	76.42	76.42	84.80
Theme 2 - Healthy Panchayat	A	5	9	83.59	91.08	100.00	100.00
Theme 3 - Child Friendly Panchayat	B	30	14	70.91	71.92	74.88	80.74
Theme 4 - Water Sufficient Panchayat	C	14	1	51.75	64.45	77.52	80.85
Theme 5 - Clean and Green Panchayat	C	16		54.36	59.73	68.18	75.54
Theme 6 - Self-sufficient Infrastructure in Panchayat	C	23	1	45.27	48.96	56.91	65.69
Theme 7 - Digitally and Socially Secured Panchayat	B	29	16	71.18	71.18	71.18	74.83
Theme 8 - Panchayat with Good Governance	B	54		64.54	67.55	72.51	77.65

English


Dashboard (PAI Score)- District Analysis

Dashboard (PAI Score)

1. Gram Panchayat PAI Data ▾ 2. Data Dump ▾ 3. District Analysis ▾ 4. Block Analysis ▾ 5. GP Analysis ▾ 6. Public Reports ▾ Logout

You are here : Public Reports > State Dashboard


- 3.1 Dashboard
- 3.2 Top 100 District based on overall PAI Score
- 3.3 Bottom 100 District based on overall PAI Score

Gujarat [24, T-3] Search 

Dashboard (PAI Score)

1. Data Dump ▾ 2. Gram Panchayat PAI Data ▾ 3. State Analysis ▾ 4. District Analysis ▾ 5. Block Analysis ▾ 6. GP Analysis ▾ Logout


You are here : District Analysis > Top 100 District based on overall PAI Score

Top 100 Districts based on overall PAI Score 

Haryana [6, T-3] Search

Dashboard (PAI Score)- District Analysis-Top 100 Districts

Top 100 Districts based on Overall PAI Score

Top 100 Districts based on overall PAI Score 

Haryana [6, T-3] Search

Copy Excel Print Column visibility Search:

Rank	District Details	No. of GPs	Overall PAI Score	T1 - Poverty Free and Enhanced Livelihoods Village	T2 - Healthy Village	T3 - Child Friendly Village	T4 - Water Sufficient Village	T5 - Clean and Green Village	T6 - Self-sufficient Infrastructure in Village	T7 - Socially Just and Socially Secured Village	T8 - Village with Good Governance	T9 - Women Friendly Village
1	District - Panchkula State - Haryana	135	57.92 C Aspirant	60.2 B Performer	83.96 A Front Runner	66.09 B Performer	54.53 C Aspirant	47.59 C Aspirant	43.17 C Aspirant	59.43 C Aspirant	60.4 B Performer	57.01 C Aspirant
2	District - Panipat State - Haryana	178	57.33 C Aspirant	66.04 B Performer	84 A Front Runner	62.72 B Performer	53.1 C Aspirant	48.62 C Aspirant	45.88 C Aspirant	61.82 B Performer	51.92 C Aspirant	54.22 C Aspirant
3	District - Jhajjar State - Haryana	250	56.55 C Aspirant	61.55 B Performer	83.92 A Front Runner	66.14 B Performer	52.74 C Aspirant	42.72 C Aspirant	45.39 C Aspirant	58.73 C Aspirant	54.54 C Aspirant	57.57 C Aspirant
4	District - Gurugram State - Haryana	157	54.41 C Aspirant	52.9 C Aspirant	79.69 A Front Runner	61.08 B Performer	56.4 C Aspirant	47 C Aspirant	43.32 C Aspirant	54.9 C Aspirant	56.39 C Aspirant	48.28 C Aspirant
5	District - Sonapat State - Haryana	318	54.22 C Aspirant	59.05 C Aspirant	84.25 A Front Runner	58.99 C Aspirant	51.8 C Aspirant	39.31 D Beginner	44.73 C Aspirant	57.71 C Aspirant	52.24 C Aspirant	55.02 C Aspirant

Showing 1 to 22 of 22 entries

Dashboard (PAI Score)- District Analysis-Bottom 100 Districts

Bottom 100 Districts based on Overall PAI Score

You are here : District Analysis > Bottom 100 District based on Overall PAI Score

- 4.1 Dashboard
- 4.2 Top 100 District based on overall PAI Score
- 4.3 Bottom 100 District based on overall PAI Score

Himachal Pradesh [2, T-3]

Copy Excel Print Column visibility Search:

Rank	District Details	No. of GPs	Overall PAI Score	T1 - Poverty Free and Enhanced Livelihoods Village	T2 - Healthy Village	T3 - Child Friendly Village	T4 - Water Sufficient Village	T5 - Clean and Green Village	T6 - Self-sufficient Infrastructure in Village	T7 - Socially Just and Socially Secured Village	T8 - Village with Good Governance	T9 - Women Friendly Village
1	District - Shimla State - Himachal Pradesh	412	54.06 C Aspirant	61.15 B Performer	80.47 A Front Runner	62.76 B Performer	54.07 C Aspirant	36.42 D Beginner	40.34 C Aspirant	56.39 C Aspirant	53.33 C Aspirant	56.6 C Aspirant
2	District - Kinnaur State - Himachal Pradesh	22	54.13 C Aspirant	65.2 B Performer	80.63 A Front Runner	60.17 B Performer	57.3 C Aspirant	36.4 D Beginner	41.58 C Aspirant	58.38 C Aspirant	55.72 C Aspirant	46.43 C Aspirant
3	District - Chamba State - Himachal Pradesh	214	54.98 C Aspirant	61.46 B Performer	78.51 A Front Runner	61.98 B Performer	53.69 C Aspirant	39.23 D Beginner	40.35 C Aspirant	58.17 C Aspirant	56.2 C Aspirant	58.2 C Aspirant
4	District - Kangra	814	55.96 C	60.1 B	82.04 A	64.47 B	55.03 C	38.66 D	43.13 C	56.79 C	57.48 C	58.84 C

Showing 1 to 12 of 12 entries

Dashboard (PAI Score)- Block Analysis

Dashboard (PAI Score)

1. Data Dump ▾ 2. Gram Panchayat PAI Data ▾ 3. State Analysis ▾ 4. District Analysis ▾ 5. Block Analysis ▾ 6. GP Analysis ▾ Logout

You are here : Gram Panchayat PAI Data > Gram Panchayat PAI Raw-Data

[View Gram Panchayat PAI Raw-Data](#)

- 5.1 Dashboard
- 5.2 Top 100 Development Blocks based on overall PAI Score**
- 5.3 Bottom 100 Development Blocks based on overall PAI Score

Select State and District

1. Data Dump ▾ 2. Gram Panchayat PAI Data ▾ 3. State Analysis ▾ 4. District Analysis ▾ 5. Block Analysis ▾ 6. GP Analysis ▾ Logout

You are here : Block Analysis > Top 100 Development Blocks based on overall PAI Score

[Top 100 Development Blocks based on overall PAI Score](#)

- 5.1 Dashboard
- 5.2 Top 100 Development Blocks based on overall PAI Score
- 5.3 Bottom 100 Development Blocks based on overall PAI Score

State/UT: District:

Dashboard (PAI Score)- Block Analysis-Top 100 Blocks

TOP 100 Development Blocks based on Overall PAI score

Copy Excel Print Column visibility

Search:

Rank	Block Details	No. of GPs	Overall PAI Score	T1 - Poverty Free and Enhanced Livelihoods Village	T2 - Healthy Village	T3 - Child Friendly Village	T4 - Water Sufficient Village	T5 - Clean and Green Village	T6 - Self-sufficient Infrastructure in Village	T7 - Socially Just and Socially Secured Village	T8 - Village with Good Governance	T9 - Women Friendly Village
1	Block - NAVALGUND District - Dharwad State - Karnataka	16	60.51 B Performer	64.57 B Performer	74.61 B Performer	69.78 B Performer	60.06 B Performer	44.36 C Aspirant	57.14 C Aspirant	59.23 C Aspirant	68.6 B Performer	53.41 C Aspirant
2	Block - DHARWAD District - Dharwad State - Karnataka	35	58.97 C Aspirant	67.98 B Performer	83.65 A Front Runner	66.56 B Performer	51.13 C Aspirant	42.55 C Aspirant	54.27 C Aspirant	56.65 C Aspirant	58.83 C Aspirant	59.89 C Aspirant
3	Block - HUBBALLI District - Dharwad State -	26	58.7 C Aspirant	68.96 B Performer	76.52 A Front Runner	64.7 B Performer	49.94 C Aspirant	45.85 C Aspirant	53.5 C Aspirant	57.9 C Aspirant	59.04 C Aspirant	60.37 B Performer

Showing 1 to 7 of 7 entries

Dashboard (PAI Score)- Block Analysis-Bottom 100 Blocks

Bottom 100 Development Blocks based on Overall PAI score

Rank	Block Details	No. of GPs	Overall PAI Score	T1 - Poverty Free and Enhanced Livelihoods Village	T2 - Healthy Village	T3 - Child Friendly Village	T4 - Water Sufficient Village	T5 - Clean and Green Village	T6 - Self-sufficient Infrastructure in Village	T7 - Socially Just and Socially Secured Village	T8 - Village with Good Governance	T9 - Women Friendly Village
1	Block - FATEHPUR District - Jamtara State - Jharkhand	15	45.54 C Aspirant	56.3 C Aspirant	67.71 B Performer	44.66 C Aspirant	45.54 C Aspirant	27.94 D Beginner	31.85 D Beginner	53.74 C Aspirant	43.63 C Aspirant	53.26 C Aspirant
2	Block - NARAYANPUR District - Jamtara State - Jharkhand	25	48.01 C Aspirant	54.71 C Aspirant	67.32 B Performer	52.57 C Aspirant	41.38 C Aspirant	31.1 D Beginner	38.5 D Beginner	56.08 C Aspirant	49.06 C Aspirant	53.6 C Aspirant
3	Block - KARMATANR VIDYASAGAR District - Jamtara State - Jharkhand	18	53.45 C Aspirant	62.71 B Performer	73.2 B Performer	62.43 B Performer	46.98 C Aspirant	35.94 D Beginner	40.71 C Aspirant	58.87 C Aspirant	54.29 C Aspirant	58.99 C Aspirant
4	Block - JAMTARA District - Jamtara State - Jharkhand	22	54.39 C Aspirant	59.08 C Aspirant	77.8 A Front Runner	60.55 B Performer	47.15 C Aspirant	37.29 D Beginner	45.27 C Aspirant	59.16 C Aspirant	51.94 C Aspirant	63.88 B Performer
5	Block - NALA	23	60.08	66.65	81.04	67.84	53.97	44.12	43.92	64.7	63.75	66.19

Showing 1 to 6 of 6 entries

Dashboard (PAI Score)- GP Analysis



पंचायत विकास सूचकांक पोर्टल

Panchayat Advancement Index (PAI) Portal

Facilitating creation of a digital platform & ecosystem for
focused implementation of interventions to achieve SDG 2030 agenda in rural India



Dashboard (PAI Score)

1. Gram Panchayat PAI Data ▾ 2. Data Dump ▾ 3. District Analysis ▾ 4. Block Analysis ▾ 5. GP Analysis ▾ 6. Public Reports ▾

Logout

You are here :

- 5.1 Top 100 Gram Panchayat based on overall PAI Score
- 5.2 Bottom 100 Gram Panchayat based on overall PAI Score

- Home
- Gram Panchayat PAI Data
 - Gram Panchayat Score Card
- Data Dump
 - State Thematic & Overall PAI Score
 - Download - GP Thematic & Overall PAI Score
 - Download - Score Card
- District Analysis
 - Dashboard
 - Top 100 District based on overall PAI Score
 - Bottom 100 District based on overall PAI Score
- Block Analysis
 - Dashboard
 - Top 100 Development Blocks based on overall PAI Score
 - Bottom 100 Development Blocks based on overall PAI Score
- GP Analysis
 - Top 100 Gram Panchayat based on overall PAI Score

Dashboard (PAI Score)- GP Analysis-Top 100 Gram Panchayat Based on Overall PAI Score

Rank	Gram Panchayat Details	Overall PAI Score	T1 - Poverty Free and Enhanced Livelihoods Village	T2 - Healthy Village	T3 - Child Friendly Village	T4 - Water Sufficient Village	T5 - Clean and Green Village	T6 - Self-sufficient Infrastructure in Village	T7 - Socially Just and Socially Secured Village	T8 - Village with Good Governance	T9 - Women Friendly Village
1	GP - Agrahara-[218216] Block - Arkalgud District - Hassan State - Karnataka	44.25 C Aspirant	48.38 C Aspirant	60.46 B Performer	44.75 C Aspirant	32.21 D Beginner	37.12 D Beginner	43.23 C Aspirant	51.22 C Aspirant	38.8 D Beginner	48.33 C Aspirant
2	GP - Aladahalli-[272838] Block - Arkalgud District - Hassan State - Karnataka	45.95 C Aspirant	41.99 C Aspirant	81.21 A Front Runner	59.44 C Aspirant	39.52 D Beginner	45.56 C Aspirant	31.21 D Beginner	43.03 C Aspirant	42.61 C Aspirant	43.69 C Aspirant
3	GP - Mokali-[272839] Block - Arkalgud District - Hassan State - Karnataka	48.82 C Aspirant	48.64 C Aspirant	62.37 B Performer	59.57 C Aspirant	41.88 C Aspirant	41.03 C Aspirant	40.25 C Aspirant	47.94 C Aspirant	47.24 C Aspirant	55.63 C Aspirant
4	GP - Heggadihalli-[272841] Block - Arkalgud District - Hassan State - Karnataka	50.65 C Aspirant	45.4 C Aspirant	71.48 B Performer	54.41 C Aspirant	46.23 C Aspirant	49.95 C Aspirant	45.85 C Aspirant	53.29 C Aspirant	40.61 C Aspirant	54.24 C Aspirant

Dashboard (PAI Score)- GP Analysis- Bottom 100 Gram Panchayat Based on Overall PAI Score

Gram Panchayat Details	Overall PAI Score	T1 - Poverty Free and Enhanced Livelihoods Village	T2 - Healthy Village	T3 - Child Friendly Village	T4 - Water Sufficient Village	T5 - Clean and Green Village	T6 - Self-sufficient Infrastructure in Village	T7 - Socially Just and Socially Secured Village	T8 - Village with Good Governance	T9 - Women Friendly Village
GP - Kemral- [217307] Block - Mulki District - Dakshina Kannada	63.12 B Performer	68.45 B Performer	84.1 A Front Runner	72.95 B Performer	54.71 C Aspirant	51.76 C Aspirant	59.42 C Aspirant	60.19 B Performer	60.76 B Performer	61.58 B Performer
GP - Kilpady- [217308] Block - Mulki District - Dakshina Kannada	62.37 B Performer	73.88 B Performer	82.09 A Front Runner	79.11 A Front Runner	50.86 C Aspirant	47.17 C Aspirant	54.28 C Aspirant	60.63 B Performer	62.6 B Performer	60.24 B Performer
GP - Padupanambur- [217323] Block - Mulki District - Dakshina Kannada	61.45 B Performer	70.84 B Performer	81.35 A Front Runner	70.13 B Performer	56.75 C Aspirant	50.11 C Aspirant	58.35 C Aspirant	57.34 C Aspirant	60.01 B Performer	54.13 C Aspirant

Showing 1 to 7 of 7 entries

<< Previous 100 Next 100 >>

URLs

- <https://PAI.gov.in>
- <http://PAI.gov.in/demo>

THANK YOU



PANCHAYAT
ADVANCEMENT INDEX



PORTAL

TEAM